



# **iLov Streichfett**

Max for Live device

The Waldorf Streichfett combines the best of the previously extinct species of String Synthesizers of the 70s and early 80s. Its dual sound engine features a fully polyphonic strings section and an eight voice solo section.

iLov Streichfett is a Max For Live editor designed to easily control your Waldorf String Machine. Creating, editing, and saving your sounds become child's play.

## **Recommended System Requirements:**

Waldorf Streichfett.  
Ableton Live 10 or higher.  
Max For Live with Max 7.3.4 or higher.  
OSX or Windows.

## Installation :

Simply put iLov Streichfett amxd file in the Max MIDI Effect folder:

**MacOS:** Macintosh HD/ Users / [username] / Music / Ableton / User Library / Presets / MIDI Effects / Max MIDI Effect

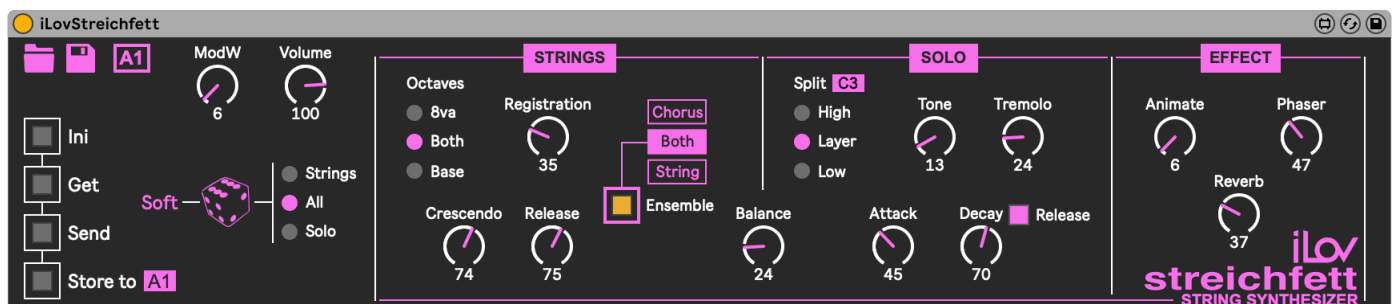
**Windows:** \ Users \ [username] \ Documents \ Ableton \ User Library \ Presets \ MIDI Effects \ Max MIDI Effect

Or simply drag iLov Streichfett device amxd file onto a midi track and, in the device windows upper right corner, click to save, press enter as the name is highlighted in the browser and Ableton will place it in its respective Max For Live midi instrument.

## Overview :

Like on the Waldorf Streichfett, iLov Streichfett is divided in different sections: Strings section, Solo section and Effect section.


The parameters of each of these sections can be randomized to generate new sounds.




## Patch Manager :

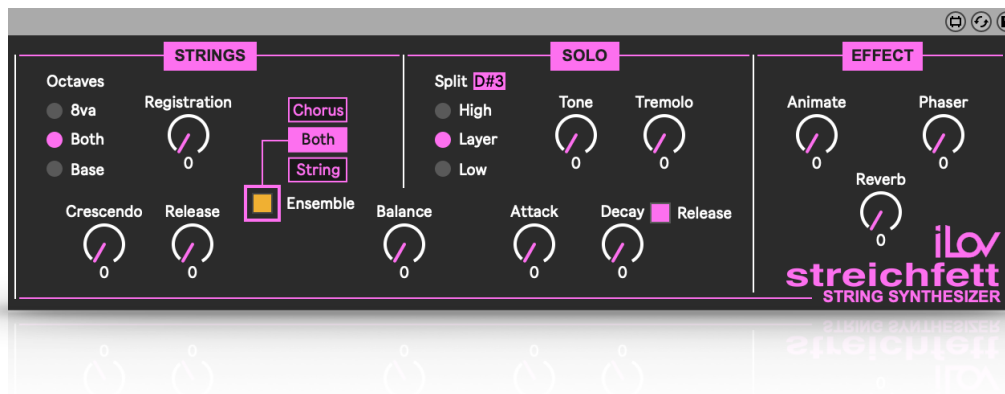


- **Open file** button opens a window that let you load one of the saved patches in your computer and send it to the Waldorf Streichfett.
- **Save file** button opens a window that let you save the current patch to your computer.
- Load a sound Stored from a memory location of your Streichfett (A1 to C4)
- Edit the **Mod Wheel** level.
- Edit the main **Volume**.
- **Ini** button reinitializes the current patch.
- **Get** button dumps data from Streichfett.
- **Send** button sends parameters data to the Streichfett.
- **Store to** button store the current patch to a memory location of your Streichfett. Select the the program (A1 to C4)
- The **Die** randomizes parameters values of selected section to generate new sounds (**Strings** parameters, **Solo** parameters or **all** the parameters, FX included)
- The **Smart randomization** button selects the randomization mode : **Soft** will generates values close to current parameter values. A soft randomization will create a slight “variation” in the sound of the current patch. **Full** will generate completely new parameter values.

 In Ableton Live, Arm Recording button of the midi track must be "on" to **get** and **save** patches.


 If you select another sounds of your Streichfett, do not forget to click **get** button to dump data.

## Sections :



Edit all the sound parameters of each section of your Waldorf Streichfett:

- **Octave Selector, Registration, Crescendo, Release, Ensemble switch** and **Ensemble Selector**, in the **Strings** section.
- **Balance**
- **Split Key, Split selector, Tone, Tremolo, Attack, Decay/Release** and **Envelope Selector**, in the **Solo** section.
- **Animate, Phaser** and **Reverb** in **Effect** section.

 **Ensemble** button does not light up on the Waldorf Streichfett when triggered on the iLov Streichfett device (but the function runs!)

## Automation controls:

- ModWheel, Volume
- Registration, Crescendo, Release, Balance
- Tone, Tremolo, Attack, Decay
- Animate, Phaser, Reverb

## Push controls:

	1	2	3	4	5	6	7	8
Strings/ Solo	Registration	Crescendo	Release	Balance	Tone	Attack	Decay	Tremolo
Effect	Animate	Phaser	Reverb				Mod Wheel	Volume

## Support:

If you need help, have question or if you have encountered any problem using iLov Streichfett, you can reach support at [info@ilovmachines.com](mailto:info@ilovmachines.com)

© 2019-2025 [www.ilovmachines.com](http://www.ilovmachines.com)